

My Name: _____


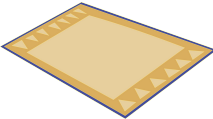




5

4

3

2

1



Free resource developed by www.ChildCareED.com

Licensed Under CC BY (link): <https://creativecommons.org/licenses/by/2.0/deed.en>

Picture credits to: <https://pixabay.com/vectors/fruit-basket-vegetable-nutrition-40276/>

<https://pixabay.com/vectors/carpet-rug-floor-pattern-texture-307744/>


<https://openclipart.org/detail/311291/basic-kwanzaa-kinara>

<https://pixabay.com/vectors/corn-corn-on-the-cob-indiana-1299174/>

<https://openclipart.org/detail/225732/goblet>

<https://pixabay.com/vectors/gift-present-box-bow-ribbon-5691042/>

Directions: Cut around the outside edges. Fold along the lines and then glue or tape tabs to create a cube!



How to Use this Resource: Kwanzaa Roll & Graph

Thank you for downloading this FREE resource at ChildCareEd!
This activity can be printed out in either color or black/white.
This activity is recommended to be done individually or in pairs.

Celebrate with this engaging Kwanzaa-themed roll and graph activity!

