
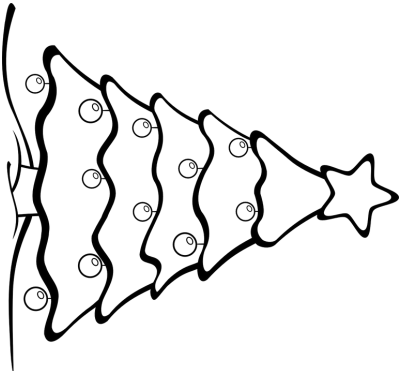
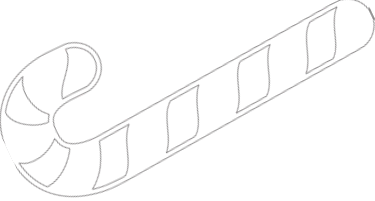


 <p>star</p>
<p>Name: _____</p> <p>My Book of Christmas Words</p>	 <p>preent</p>
<p>Christmas tree</p> 	 <p>candy cane</p>
<p>Nativity</p> 	 <p>Santa Claus</p>

# My Book of Christmas Words Booklet

Thank you for downloading this FREE resource at ChildCareEd! This activity can be printed out in black/white. This book can be put together with children to teach them about the Hanukkah holiday

## Materials:

- My Book of Christmas Words book
- Scissors
- Crayons
- Pencils

## Directions:

- Cut out the Book of Hannukah words.
- Ask children to write the words and color in the pictures
- Either the teacher or child will cut the folded line by folding the paper width-wise and cutting to the end of the dotted line. Put together the 8-page book.

Celebrate with this engaging Christmas-themed memory card game!

