
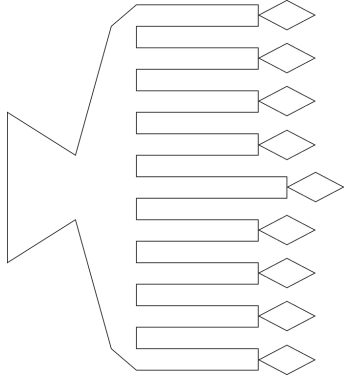



 <p>gelt</p>
<p>Name: _____</p> <p>My Book of Hanukkah Words</p>	 <p>Torah</p>
<p>menorah</p> 	 <p>gift</p>
<p>Star of David</p> 	 <p>dreidel</p>

My Book of Hannukah Words Booklet

Thank you for downloading this FREE resource at ChildCareEd! This activity can be printed out in black/white. This book can be put together with children to teach them about the Hanukkah holiday

Materials:

- My Book of Hannukah Words book
- Scissors
- Crayons
- Pencils

Directions:

- Cut out the Book of Hannukah words.
- Ask children to write the words and color in the pictures
- Either the teacher or child will cut the folded line by folding the paper width-wise and cutting to the end of the dotted line. Put together the 8-page book.

Celebrate with this engaging Hannukah-themed memory card game!

