
	6
	4
	9

	7
	2
	10





Free resource developed by [www.ChildCareED.com](http://www.ChildCareED.com)

Picture credits to:

<https://pixabay.com/illustrations/maple-leaf-leaf-autumn-fall-7746726/>

<https://pixabay.com/vectors/acorn-nut-fruit-plant-seed-food-34530/>

	4
	1
	8

	5
	6
	8





Free resource developed by [www.ChildCareED.com](http://www.ChildCareED.com)

Picture credits to:

<https://pixabay.com/vectors/chocolate-drink-hot-cup-mug-face-41500/>

<https://pixabay.com/vectors/cartoon-comic-comic-characters-2027047/>

	3
	9
	1

	6
	9
	5






Free resource developed by [www.ChildCareED.com](http://www.ChildCareED.com)

Picture credits to:

<https://pixabay.com/vectors/pumpkin-winter-squash-fruits-23479/>

<https://pixabay.com/vectors/corn-food-denmark-plant-farm-155613/>

	5
	7
	3

	7
	8
	4



Free resource developed by [www.ChildCareED.com](http://www.ChildCareED.com)

Picture credits to:

<https://pixabay.com/vectors/turkey-thanksgiving-poultry-holiday-1299176/>

<https://pixabay.com/vectors/hat-cartoon-black-object-pilgrim-151911/>

# Fall Thanksgiving Number Count Cards

# Fall/Thanksgiving Count Cards

Thank you for downloading this FREE resource at ChildCareEd! This activity can be printed out in either color or black/white. They should be laminated for durability.

## Materials:

1. Counting cards (printed, cut, and laminated)
2. Clothespins

## Directions:

1. Direct children to put the clothespin on the number of objects they see in the picture.

