
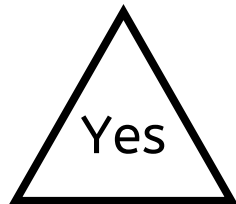


Leaf Crystals Observation Sheet


My name: _____

What I see:

I can see crystals:




I feel...



happy



sad



worried



Salt Crystal Leaves

Thank you for downloading this FREE resource at ChildCareEd! This activity is a fun science activity for toddlers and preschoolers to observe the growth of crystals. This is ideally a class observation activity.

Materials:

1. Pot and stove (for heating water)
2. Water
3. Salt (1 container for 3/4 jars)
4. Leaf outline templates
5. Pipe cleaners
6. Clothespins
7. Mason jars

Directions:

1. Direct children to shape their pipe cleaners into “leaves” using the templates given. They will wrap the ends of the pipe cleaners to the clothespin
2. Heat 2.5 cups of water per mason jar. After the water reaches boiling point, turn off the heat and immediately add salt (a container of salt is enough for 3 or 4 jars).
3. Direct children to put their pipe cleaner leaves into the mason jars. Place them in a sunny window and tell the children that they will observe the leaves later.
4. Later in the afternoon, they will fill out their observation sheets about what they see.

