

My Name: _____







5

4

3

2

1

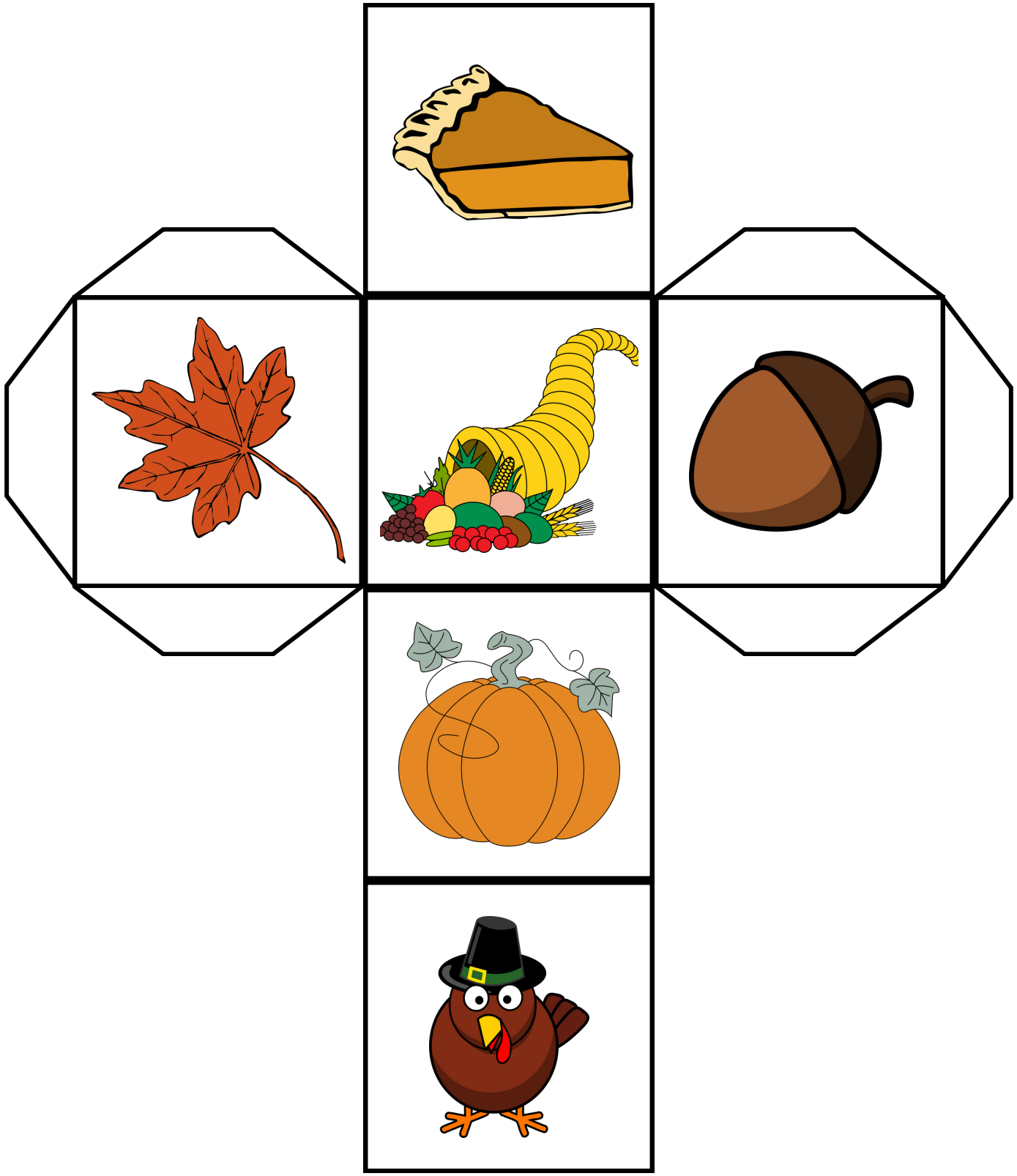


Free resource developed by www.ChildCareED.com

Picture credits to:

- <https://pixabay.com/vectors/acorn-nut-seed-seed-pod-146412/>
- <https://pixabay.com/vectors/fall-turkey-holiday-november-304650/>
- <https://pixabay.com/vectors/cornucopia-food-fruit-horn-plenty-2024381/>
- <https://pixabay.com/vectors/pumpkin-pie-slice-piece-baked-309650/>
- <https://pixabay.com/vectors/leaf-orange-isolated-fall-autumn-32642/>
- <https://pixabay.com/vectors/pumpkin-autumn-vegetable-drawing-6827165/>

Directions: Cut around the outside edges. Fold along the lines and then glue or tape tabs to create a cube!



How to Use this Resource: Thanksgiving Roll & Graph

Thank you for downloading this FREE resource at ChildCareEd!
This activity can be printed out in either color or black/white.
This activity is recommended to be done individually or in pairs.

Celebrate with this engaging Thanksgiving-themed roll and graph activity!

