

My Name: _____







5

4

3

2

1

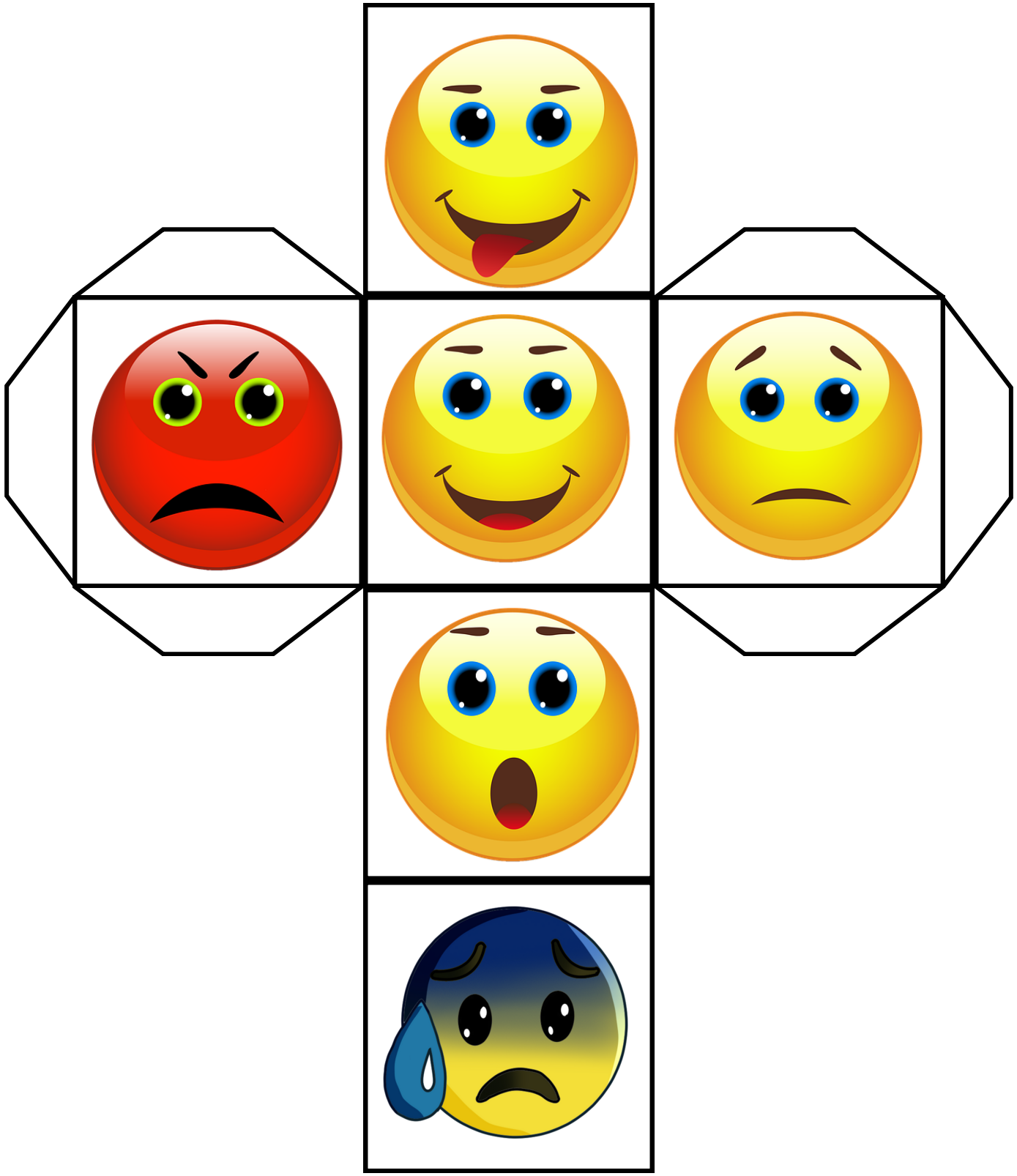
					



Free resource developed by www.ChildCareED.com

Licensed Under CCBY (link: <https://creativecommons.org/licenses/by/2.0/deed.en>)
Picture credits to <https://pixabay.com/illustrations/emoticons-emoji-expressions-5949874/>
<https://pixabay.com/illustrations/face-feelings-emotions-design-7103767/>

Directions: Cut around the outside edges. Fold along the lines and then glue or tape tabs to create a cube!



Feelings Roll & Graph Activity

Thank you for downloading this FREE resource at ChildCareEd!
This activity can be printed out in either color or black/white.
This activity is recommended to be done individually or in pairs.

Celebrate with this engaging feelings-themed roll and graph activity!

